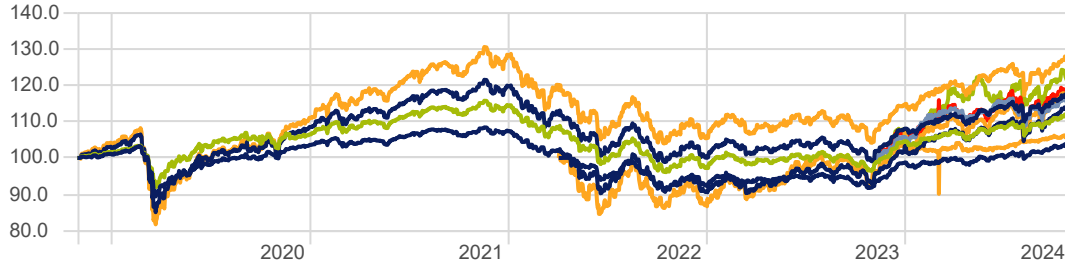


PERFORMANCE REVIEW

Return Date: 10/31/2024

Fonds CORE (fonds profilés) - horizon long

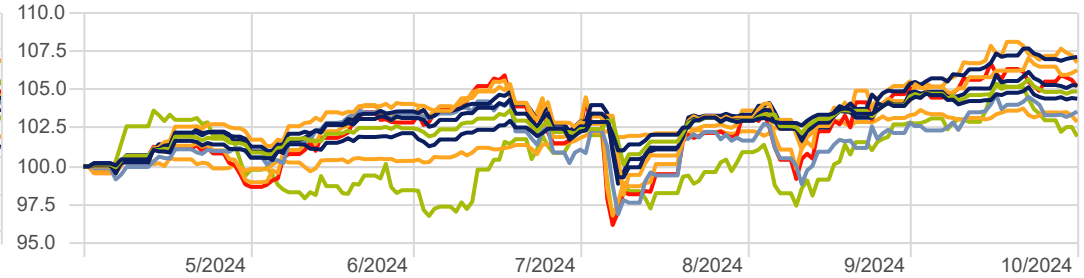
Time Period: 11/1/2019 to 10/31/2024



- Stability Fund
- Balanced-Low
- Balanced Fund
- Dynamic Fund
- Dynamic Multi Funds
- PTAM Global Allocation Fund
- Global Sustainable Equities ETF
- Global Climate Change Equities ETF
- Euro Corporate SRI Bonds ETF
- Water ETF

Fonds CORE (fonds profilés) - horizon court

Time Period: 5/1/2024 to 10/31/2024



- Stability Fund
- Balanced-Low
- Balanced Fund
- Dynamic Fund
- Dynamic Multi Funds
- PTAM Global Allocation Fund
- Global Sustainable Equities ETF
- Global Climate Change Equities ETF
- Euro Corporate SRI Bonds ETF
- Water ETF

Fonds CORE - Performance depuis 2012

Data Point: Return Calculation Benchmark: N/A

	YTD	2023	2022	2021	2020	2019	2018	2017	2016	2015	2014	2013	2012
Stability Fund	4.52	6.77	-13.96	3.62	2.40	10.19	-5.64	2.16	1.93	1.86	6.94	2.91	7.04
Balanced-Low	6.48	7.41	-15.00	7.39	4.74	12.37	-4.30	—	—	—	—	—	—
Balanced Fund	8.07	7.77	-16.42	10.31	5.29	16.34	-8.36	5.37	4.62	3.32	9.39	7.05	10.60
Dynamic Fund	10.97	8.60	-17.77	15.42	6.61	19.48	-11.02	7.77	6.49	5.02	10.68	10.25	12.91
Dynamic Multi Funds	11.58	12.17	—	—	—	—	—	—	—	—	—	—	—
PTAM Global Allocation Fund	9.27	—	—	—	—	—	—	—	—	—	—	—	—
Global Sustainable Equities ETF	12.51	18.21	—	—	—	—	—	—	—	—	—	—	—
Global Climate Change Equities ETF	10.08	—	—	—	—	—	—	—	—	—	—	—	—
Euro Corporate SRI Bonds ETF	1.70	—	—	—	—	—	—	—	—	—	—	—	—
Water ETF	11.79	—	—	—	—	—	—	—	—	—	—	—	—

Fonds CORE - Données clés & performance

	ISIN	Date de constitution	Frais de gestion	YTD	1 an	3 ans (annualisé)	5 ans (annualisé)	10 ans (annualisé)
Stability Fund	BE0389181174	7/1/1998	0,75%	4.52	12.28	-1.29	0.61	1.35
Balanced-Low	BE6298006873	9/18/2017	0,75%	6.48	15.31	-0.76	2.14	—
Balanced Fund	BE0389440828	11/1/1997	0,90%	8.07	17.50	-0.59	3.11	3.53
Dynamic Fund	BE0389007379	7/1/1998	1,00%	10.97	21.95	0.18	4.91	4.99
Dynamic Multi Funds	BE6333126934	4/4/2022	1,25%	11.58	21.56	—	—	—
PTAM Global Allocation Fund	BE6346526104	11/6/2023	1,25%	9.27	—	—	—	—
Global Sustainable Equities ETF	BE6333127940	4/4/2022	1,25%	12.51	26.32	—	—	—
Global Climate Change Equities ETF	BE6346527110	11/6/2023	1,25%	10.08	—	—	—	—
Euro Corporate SRI Bonds ETF	BE6346528126	11/6/2023	1,25%	1.70	—	—	—	—
Water ETF	BE6346530148	11/6/2023	1,25%	11.79	—	—	—	—

PERFORMANCE REVIEW

Return Date: 10/31/2024

Fonds SATELLITES - horizon long

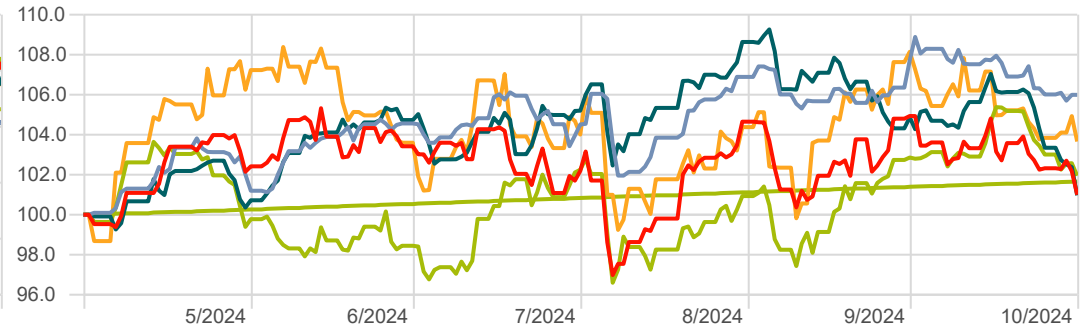
Time Period: 11/1/2019 to 10/31/2024



— Europe Sustainable Fund
 — FFG Global Flexible Sustainable Fund
 — Healthcare Fund
— Water ETF
 — Energy Transition Fund
 — Money Market SRI Fund

Fonds SATELLITES - horizon court

Time Period: 5/1/2024 to 10/31/2024



— Europe Sustainable Fund
 — FFG Global Flexible Sustainable Fund
 — Healthcare Fund
— Water ETF
 — Energy Transition Fund
 — Money Market SRI Fund

Fonds SATELLITES - Performance depuis 2012

Data Point: Return Calculation Benchmark: N/A

	YTD	2023	2022	2021	2020	2019	2018	2017	2016	2015	2014	2013	2012
Europe Sustainable Fund	7.98	9.40	-15.04	23.27	-7.78	21.16	-21.42	9.41	-0.26	10.41	5.59	22.31	19.22
FFG Global Flexible Sustainable Fund	6.66	2.63	-12.78	7.36	-4.51	6.63	-7.52	—	—	—	—	—	—
Healthcare Fund	9.32	—	—	—	—	—	—	—	—	—	—	—	—
Water ETF	11.79	—	—	—	—	—	—	—	—	—	—	—	—
Energy Transition Fund	-0.60	—	—	—	—	—	—	—	—	—	—	—	—
Money Market SRI Fund	2.79	2.72	—	—	—	—	—	—	—	—	—	—	—

Fonds SATELLITES - Données clés & performance

	ISIN	Date de constitution	Frais de gestion	YTD	1 an	3 ans (annualisé)	5 ans (annualisé)	10 ans (annualisé)
Europe Sustainable Fund	BE0389180168	6/14/2000	0,50%	7.98	21.99	0.86	3.33	3.16
FFG Global Flexible Sustainable Fund	BE6298007889	9/18/2017	0,75%	6.66	15.94	-1.04	0.28	—
Healthcare Fund	BE6346531153	11/6/2023	1,25%	9.32	—	—	—	—
Water ETF	BE6346530148	11/6/2023	1,25%	11.79	—	—	—	—
Energy Transition Fund	BE6346529132	11/6/2023	1,25%	-0.60	—	—	—	—
Money Market SRI Fund	BE6333128955	4/4/2022	0,25%	2.79	3.37	—	—	—